

Screw-mountable hoods / Hoods with bajonet lock NEW

Specifications

Regulations:	DIN VDE 0627, DIN VDE 0110, DIN EN 61 984
Approvals:	UR, CSA, SEV, MEIE, EZÚ, GOST in preparation
Number of poles:	6 - 108 + PE
Electrical data:	
See individual series.	
Housings (grey, standard):	
Material:	Die-cast aluminium
Surface:	Powder-coated
Fixing screws:	Zinc-plated steel
Housing gasket:	NBR
Temperature range:	- 40 °C up to + 125 °C
Protection degree acc. to DIN EN 60 529 when screwed:	IP 68
Housings (silver, electromagnetic compatibility (EMC)):	
Material:	Die-cast aluminium
Surface:	Electrically conducting Coating is absolutely free of chrome and heavy metal
Fixing screws:	Stainless steel
Housing gasket:	NBR conducting
Temperature range:	- 40 °C up to + 125 °C
Protection degree acc. to DIN EN 60 529 when screwed:	IP 68
Housings (black, for harsh environmental requirements):	
Material:	Die-cast aluminium
Surface:	Powder-coated
Fixing screws:	Stainless steel
Housing gasket:	Viton
Temperature range:	- 40 °C up to + 200 °C
Protection degree acc. to DIN EN 60 529 when screwed:	IP 68

Application hint

Heavy duty connectors are electrical devices which under proper use - under load - should not be inserted or separated.

Bajonet lock (Quick-lock).



The material is the same for all three housing versions.

Screw-mountable hoods and hoods with bajonet lock

B 6, BB 10, BHT 6, DD 24, MOB 6 141



Screw-mountable hoods and hoods with bajonet lock

B 10, BB 18, BHT 10, DD 42, MOB 10 143



Screw-mountable hoods and hoods with bajonet lock

B 16, BB 32, BHT 16, BA 6, D 40, DD 72, MOB 16 145



Screw-mountable hoods and hoods with bajonet lock

B 24, BB 46, BHT 24, D 64, DD 108, MOB 24 147



Flange sets

140, 142, 144, 146

























Protective caps

140, 142, 144, 146



Short overview of matching inserts for screw-mountable hoods of series B 6, BB 10, BHT 6, DD 24 and MOB 6

The housings on the following pages can be equipped with the inserts listed below:

	Screw terminal inserts		Crimp contact carriers		Insulation displacement inserts		Wiring adapters for panel housings	
B 6 ➤ p. 22	Female insert, screw terminal insert, with wire protection part no. 710 106 	Male insert, screw terminal insert, with wire protection part no. 710 206 	Crimp contact carrier for female contacts part no. 710 306 	Crimp contact carrier for male contacts part no. 710 406 	Female insert, insulation displacement, part no. 710 106 01 	Male insert, insulation displacement, part no. 710 206 01 	Wiring adapter, female insert, earth pin right: part no. 710 657 	Wiring adapter, male insert, earth pin right: part no. 710 665 
	w/o wire protection part no. 710 769 	w/o wire protection part no. 710 773 					earth pin left: part no. 710 661 	earth pin left: part no. 710 669 
BB 10 ➤ p. 23			Crimp contact carrier for female contacts part no. 710 311 	Crimp contact carrier for male contacts part no. 710 411 				
								
BHT 6 ➤ p. 150	Female insert, screw terminal, with wire protection, part no. 710 106 HT 	Male insert, screw terminal, with wire protection, part no. 710 206 HT 						
DD 24 ➤ p. 56			Crimp contact carrier for female contacts part no. 750 124 	Crimp contact carrier for male contacts part no. 750 224 				
MOB 6 ➤ p. 69	Female frame MO B6 for 2 contact carriers for male and female contacts (coding A-B) part no. 770 006 for male and female contacts (2 x PE) part no. 770 406 		Male frame MO B6 for 2 contact carriers for male and female contacts (coding A-B) part no. 770 106 for male and female contacts (2 x PE) part no. 770 506 					





➤ The page reference at the left of the table guides you to the detailed overview of inserts


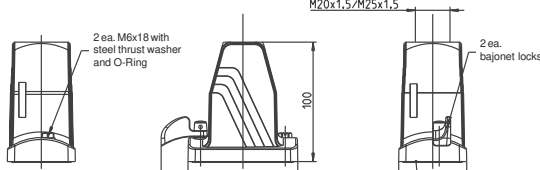

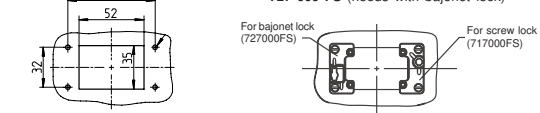
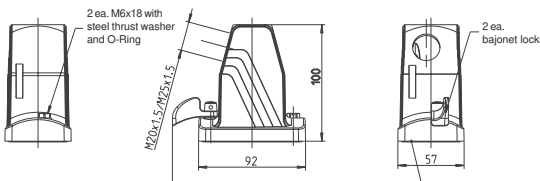


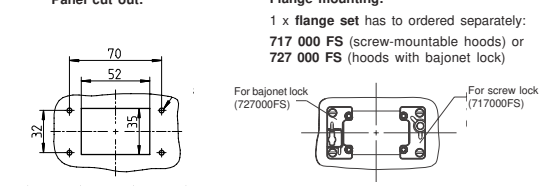





















Contacts for crimp contact carriers of series ...

B 6: page 22

DD 24: page 56

MO: page 71, 73, 75, 77, 79, 81 and 83

Description	Part No.	Accessories for hoods (screw-mountable/with bajonet lock)	 	EAN-No. 4015609...
Flange sets for screw-mountable hoods with 2 flanges, 4 screws, 4 fan-typ lock washers. 717 000 FS Female or male insert is mounted directly on the flanges - saves the panel housing!			1 25	419678
for hoods with bajonet lock with 2 flanges, 4 screws, 4 fan-typ lock washers. 727 000 FS Female or male insert is mounted directly on the flanges - saves the panel housing!			1 25	470198

Description	Part no.	M	Hoods (screw-mountable / with bajonet lock) for series B 6, BB 10, BHT 6, DD 24, MOB 6		EAN-No. 4015609...																																																												
Screw-mountable hood				10 284 284 284	415335 415342 415373																																																												
Height 100 mm, top cable entry grey ¹⁾ 717 106 OV 1 x M 20 silver ²⁾ 717 106 OVEM 1 x M 20 black ³⁾ 717 106 OVSP 1 x M 20						Hood with bajonet lock				10 278 278 278	415403 415397 415427	Height 100 mm, top cable entry grey ¹⁾ 717 206 OV 1 x M 25 silver ²⁾ 717 206 OVEM 1 x M 25 black ³⁾ 717 206 OVSP 1 x M 25			Hood with bajonet lock				10 299 299 299	469192 469208 469215	Height 100 mm, top cable entry grey ¹⁾ 727 106 OV 1 x M 20 silver ²⁾ 727 106 OVEM 1 x M 20 black ³⁾ 727 106 OVSP 1 x M 20			Screw-mountable hood				10 284 284 284	415434 415441 415458	Height 100 mm, side cable entry grey ¹⁾ 717 506 OV 1 x M 20 silver ²⁾ 717 506 OVEM 1 x M 20 black ³⁾ 717 506 OVSP 1 x M 20			Hood with bajonet lock				10 278 278 278	415472 415489 415496	Height 100 mm, side cable entry grey ¹⁾ 717 606 OV 1 x M 25 silver ²⁾ 717 606 OVEM 1 x M 25 black ³⁾ 717 606 OVSP 1 x M 25			Hood with bajonet lock				10 299 299 299	469260 469277 469284	Height 100 mm, side cable entry grey ¹⁾ 727 506 OV 1 x M 20 silver ²⁾ 727 506 OVEM 1 x M 20 black ³⁾ 727 506 OVSP 1 x M 20			Protective caps				10 26 41 26 56	424702 424863 469789 469840	for screw-mountable hoods for mounting side and hood, for snapping on, with retaining cord, IP 50		717 698	for mounting side, with screw lock, with retaining cord, IP 65		717 702	for hoods with bajonet lock for mounting side and hood, for snapping on, with retaining cord, IP 50		727 620
Hood with bajonet lock				10 278 278 278	415403 415397 415427																																																												
Height 100 mm, top cable entry grey ¹⁾ 717 206 OV 1 x M 25 silver ²⁾ 717 206 OVEM 1 x M 25 black ³⁾ 717 206 OVSP 1 x M 25						Hood with bajonet lock				10 299 299 299	469192 469208 469215	Height 100 mm, top cable entry grey ¹⁾ 727 106 OV 1 x M 20 silver ²⁾ 727 106 OVEM 1 x M 20 black ³⁾ 727 106 OVSP 1 x M 20			Screw-mountable hood				10 284 284 284	415434 415441 415458	Height 100 mm, side cable entry grey ¹⁾ 717 506 OV 1 x M 20 silver ²⁾ 717 506 OVEM 1 x M 20 black ³⁾ 717 506 OVSP 1 x M 20			Hood with bajonet lock				10 278 278 278	415472 415489 415496	Height 100 mm, side cable entry grey ¹⁾ 717 606 OV 1 x M 25 silver ²⁾ 717 606 OVEM 1 x M 25 black ³⁾ 717 606 OVSP 1 x M 25			Hood with bajonet lock				10 299 299 299	469260 469277 469284	Height 100 mm, side cable entry grey ¹⁾ 727 506 OV 1 x M 20 silver ²⁾ 727 506 OVEM 1 x M 20 black ³⁾ 727 506 OVSP 1 x M 20			Protective caps				10 26 41 26 56	424702 424863 469789 469840	for screw-mountable hoods for mounting side and hood, for snapping on, with retaining cord, IP 50		717 698	for mounting side, with screw lock, with retaining cord, IP 65		717 702				for hoods with bajonet lock for mounting side and hood, for snapping on, with retaining cord, IP 50		727 620	for mounting side, with bajonet lock, with retaining cord, IP 65		727 624			
Hood with bajonet lock				10 299 299 299	469192 469208 469215																																																												
Height 100 mm, top cable entry grey ¹⁾ 727 106 OV 1 x M 20 silver ²⁾ 727 106 OVEM 1 x M 20 black ³⁾ 727 106 OVSP 1 x M 20						Screw-mountable hood				10 284 284 284	415434 415441 415458	Height 100 mm, side cable entry grey ¹⁾ 717 506 OV 1 x M 20 silver ²⁾ 717 506 OVEM 1 x M 20 black ³⁾ 717 506 OVSP 1 x M 20			Hood with bajonet lock				10 278 278 278	415472 415489 415496	Height 100 mm, side cable entry grey ¹⁾ 717 606 OV 1 x M 25 silver ²⁾ 717 606 OVEM 1 x M 25 black ³⁾ 717 606 OVSP 1 x M 25			Hood with bajonet lock				10 299 299 299	469260 469277 469284	Height 100 mm, side cable entry grey ¹⁾ 727 506 OV 1 x M 20 silver ²⁾ 727 506 OVEM 1 x M 20 black ³⁾ 727 506 OVSP 1 x M 20			Protective caps				10 26 41 26 56	424702 424863 469789 469840	for screw-mountable hoods for mounting side and hood, for snapping on, with retaining cord, IP 50		717 698	for mounting side, with screw lock, with retaining cord, IP 65		717 702				for hoods with bajonet lock for mounting side and hood, for snapping on, with retaining cord, IP 50		727 620	for mounting side, with bajonet lock, with retaining cord, IP 65		727 624												
Screw-mountable hood				10 284 284 284	415434 415441 415458																																																												
Height 100 mm, side cable entry grey ¹⁾ 717 506 OV 1 x M 20 silver ²⁾ 717 506 OVEM 1 x M 20 black ³⁾ 717 506 OVSP 1 x M 20						Hood with bajonet lock				10 278 278 278	415472 415489 415496	Height 100 mm, side cable entry grey ¹⁾ 717 606 OV 1 x M 25 silver ²⁾ 717 606 OVEM 1 x M 25 black ³⁾ 717 606 OVSP 1 x M 25			Hood with bajonet lock				10 299 299 299	469260 469277 469284	Height 100 mm, side cable entry grey ¹⁾ 727 506 OV 1 x M 20 silver ²⁾ 727 506 OVEM 1 x M 20 black ³⁾ 727 506 OVSP 1 x M 20			Protective caps				10 26 41 26 56	424702 424863 469789 469840	for screw-mountable hoods for mounting side and hood, for snapping on, with retaining cord, IP 50		717 698	for mounting side, with screw lock, with retaining cord, IP 65		717 702				for hoods with bajonet lock for mounting side and hood, for snapping on, with retaining cord, IP 50		727 620	for mounting side, with bajonet lock, with retaining cord, IP 65		727 624																					
Hood with bajonet lock				10 278 278 278	415472 415489 415496																																																												
Height 100 mm, side cable entry grey ¹⁾ 717 606 OV 1 x M 25 silver ²⁾ 717 606 OVEM 1 x M 25 black ³⁾ 717 606 OVSP 1 x M 25						Hood with bajonet lock				10 299 299 299	469260 469277 469284	Height 100 mm, side cable entry grey ¹⁾ 727 506 OV 1 x M 20 silver ²⁾ 727 506 OVEM 1 x M 20 black ³⁾ 727 506 OVSP 1 x M 20			Protective caps				10 26 41 26 56	424702 424863 469789 469840	for screw-mountable hoods for mounting side and hood, for snapping on, with retaining cord, IP 50		717 698	for mounting side, with screw lock, with retaining cord, IP 65		717 702				for hoods with bajonet lock for mounting side and hood, for snapping on, with retaining cord, IP 50		727 620	for mounting side, with bajonet lock, with retaining cord, IP 65		727 624																														
Hood with bajonet lock				10 299 299 299	469260 469277 469284																																																												
Height 100 mm, side cable entry grey ¹⁾ 727 506 OV 1 x M 20 silver ²⁾ 727 506 OVEM 1 x M 20 black ³⁾ 727 506 OVSP 1 x M 20						Protective caps				10 26 41 26 56	424702 424863 469789 469840	for screw-mountable hoods for mounting side and hood, for snapping on, with retaining cord, IP 50		717 698	for mounting side, with screw lock, with retaining cord, IP 65		717 702				for hoods with bajonet lock for mounting side and hood, for snapping on, with retaining cord, IP 50		727 620	for mounting side, with bajonet lock, with retaining cord, IP 65		727 624																																							
Protective caps				10 26 41 26 56	424702 424863 469789 469840																																																												
for screw-mountable hoods for mounting side and hood, for snapping on, with retaining cord, IP 50		717 698																																																															
for mounting side, with screw lock, with retaining cord, IP 65		717 702																																																															
for hoods with bajonet lock for mounting side and hood, for snapping on, with retaining cord, IP 50		727 620																																																															
for mounting side, with bajonet lock, with retaining cord, IP 65		727 624																																																															

¹⁾ grey = standard

²⁾ silver = EMC (electromagnetic compatibility)

³⁾ black = harsh environmental requirements

Short overview of matching inserts for screw-mountable hoods of series B 10, BB 18, BHT 10, DD 42 and MOB 10

The housings on the following pages can be equipped with the inserts listed below:

	Screw terminal inserts		Crimp contact carriers		Insulation displacement inserts		Wiring adapters for panel housings	
<p>B 10</p> <p>➤ page 24 - 25</p>	<p>Female insert, screw terminal, with wire protection, part no. 710 110</p>	<p>Male insert, screw terminal, with wire protection, part no. 710 210</p>	<p>Crimp contact carrier for female contacts part no. 710 310</p>	<p>Crimp contact carrier for male contacts part no. 710 410</p>	<p>Female insert, insulation displacement, part no. 710 110 01</p>	<p>Male insert, insulation displacement, part no. 710 210 01</p>	<p>Wiring adapter, female insert, earth pin right: part no. 710 658</p>	<p>Wiring adapter, male insert, earth pin right: part no. 710 666</p>
<p>BB 18</p> <p>➤ p. 25</p>			<p>Crimp contact carrier for female contacts part no. 710 318</p>	<p>Crimp contact carrier for male contacts part no. 710 418</p>			<p>earth pin left: part no. 710 662</p>	<p>earth pin left: part no. 710 670</p>
<p>BHT 10</p> <p>➤ p. 152</p>	<p>Female insert, screw terminal, with wire protection, part no. 710 110 HT</p>	<p>Male insert, screw terminal, with wire protection, part no. 710 210 HT</p>						
<p>DD 42</p> <p>➤ p. 57</p>			<p>Crimp contact carrier for female contacts part no. 750 142</p>	<p>Crimp contact carrier for male contacts part no. 750 242</p>				
<p>MOB 10</p> <p>➤ p. 69</p>	<p>Female frame MO B10 for 3 contact carriers for male and female contacts (coding A-C) part no. 770 010</p>	<p>for male and female contacts (2 x PE) part no. 770 410</p>			<p>Male frame MO B10 for 3 contact carriers for male and female contacts (coding A-C) part no. 770 110</p>	<p>for male and female contacts (2 x PE) part no. 770 510</p>		

➤ The page reference at the left of the table guides you to the detailed overview of inserts

Contacts for crimp contact carriers of series ...

B 10: page 24

DD 42: page 57

MO: page 71, 73, 75, 77, 79, 81 and 83

Description	Part No.	Accessories for hoods (screw-mountable/with bajonet lock)		EAN-No. 4015609...
<p>Flange sets</p> <p>for screw-mountable hoods</p> <p>with 2 flanges, 4 screws, 4 fan-typ lock washers. 717 000 FS</p> <p>Female or male insert is mounted directly on the flanges - saves the panel housing!</p>			1 25	419678
<p>for hoods with bajonet lock</p> <p>with 2 flanges, 4 screws, 4 fan-typ lock washers. 727 000 FS</p> <p>Female or male insert is mounted directly on the flanges - saves the panel housing!</p>			1 25	470198

Description	Part No.	M	Hoods (screw-mountable / with bajonet lock) for series B 10, BB 18, BHT 10, DD 42, MOB 10		EAN-No. 4015609...
Screw-mountable hoods					
Height 100 mm, top cable entry grey ¹⁾ silver ²⁾ black ³⁾	717 110 OV 717 110 OVEM 717 110 OVSP	1 x M 20 1 x M 20 1 x M 20		10 318 318 318	382972 382989 382996
Height 100 mm, top cable entry grey ¹⁾ silver ²⁾ black ³⁾	717 210 OV 717 210 OVEM 717 210 OVSP	1 x M 25 1 x M 25 1 x M 25	Thread M 32 or M 40 on request 	10 310 310 310	383009 383016 383023
Hoods with bajonet lock					
Height 100 mm, top cable entry grey ¹⁾ silver ²⁾ black ³⁾	727 110 OV 727 110 OVEM 727 110 OVSP	1 x M 20 1 x M 20 1 x M 20	Panel cut out: Flange mounting: 1 x flange set has to be ordered separately. 717 000 FS (screw-mountable hoods) or 727 000 FS (hoods with bajonet lock)	10 333 333 333	469321 469338 469345
Height 100 mm, top cable entry grey ¹⁾ silver ²⁾ black ³⁾	727 210 OV 727 210 OVEM 727 210 OVSP	1 x M 25 1 x M 25 1 x M 25	Thread M 32 or M 40 on request 	10 325 325 325	469352 469369 469376
Screw-mountable hood					
Height 100 mm, side cable entry grey ¹⁾ silver ²⁾ black ³⁾	717 510 OV 717 510 OVEM 717 510 OVSP	1 x M 20 1 x M 20 1 x M 20		10 318 318 318	345595 383153 383160
Height 100 mm, side cable entry grey ¹⁾ silver ²⁾ black ³⁾	717 610 OV 717 610 OVEM 717 610 OVSP	1 x M 25 1 x M 25 1 x M 25	Thread M 32 or M 40 on request 	10 310 310 310	311439 383177 383184
Hood with bajonet lock					
Height 100 mm, side cable entry grey ¹⁾ silver ²⁾ black ³⁾	727 510 OV 727 510 OVEM 727 510 OVSP	1 x M 20 1 x M 20 1 x M 20	Panel cut out: Flange mounting: 1 x flange set has to be ordered separately. 717 000 FS (screw-mountable hoods) or 727 000 FS (hoods with bajonet lock)	10 333 333 333	469383 469390 469406
Height 100 mm, side cable entry grey ¹⁾ silver ²⁾ black ³⁾	727 610 OV 727 610 OVEM 727 610 OVSP	1 x M 25 1 x M 25 1 x M 25	Thread M 32 or M 40 on request 	10 325 325 325	469413 469420 469437
Protective caps					
for screw-mountable hoods for mounting side and hood, for snapping on, with retaining cord, IP 50	717 699			1 29	424719
for mounting side, with screw lock, with retaining cord, IP 65	717 703			44	424870
for hoods with bajonet lock for mounting side and hood, for snapping on, with retaining cord, IP 50	727 621			10 29	469796
for mounting side, with bajonet lock, with retaining cord, IP 65	727 625			59	469857

¹⁾ grey = standard

²⁾ silver = EMC (electromagnetic compatibility)

³⁾ black = harsh environmental requirements

Short overview of matching inserts for screw-mountable hoods of series B 16, BB 32, BHT 16, BA 6, D 40, DD 72 and MOB 16

The housings on the following pages can be equipped with the inserts listed below:

	Screw terminal inserts		Crimp contact carriers		Insulation displacement inserts		Wiring adapters for panel housings	
B 16 > page 26 - 27	Female insert, screw terminal, part no. 710 116 	Male insert, screw terminal, part no. 710 216 	Crimp contact carrier for female contacts, part no. 710 316 	Crimp contact carrier for male contacts, part no. 710 416 	Female insert, insulation displacement, part no. 710 116 01 	Male insert, insulation displacement, part no. 710 216 01 	Wiring adapters, female insert, earth pin right: part no. 710 659 	Wiring adapters, male insert, earth pin right: part no. 710 667
BB 32 > p. 27			Crimp contact carrier for female contacts, part no. 710 333 	Crimp contact carrier for male contacts, part no. 710 433 				
BHT 16 > p. 154	Female insert, screw terminal, part no. 710 116 HT 	Male insert, screw terminal, part no. 710 216 HT 						
BA 6 > p. 34	Female insert, screw terminal, part no. 710 620 	Male insert, screw terminal, part no. 710 621 						
D 40 > page 44 - 45			Crimp contact carrier for female contacts, part no. 720 340 	Crimp contact carrier for male contacts, part no. 720 440 			Wiring adapter, female insert, earth pin left: part no. 720 633 	Wiring adapter, male insert, earth pin left: part no. 720 632
DD 72 > page 58 - 59			Crimp contact carrier, for female contacts, part no. 750 172 	Crimp contact carrier, for male contacts, part no. 750 272 				
MOB 16 > p. 69	Female frame MO B16 for 5 contact carriers for male and female contacts (coding A - E) part no. 770 016 		Male frame MO B16 for 5 contact carriers for male and female contacts (coding A - E) part no. 770 116 		Female frame MO B16 for 5 contact carriers for male and female contacts (2 x PE) part no. 770 416 		Male frame MO B16 for 5 contact carriers for male and female contacts (2 x PE) part no. 770 516 	

> The page reference at the left of the table guides you to the detailed overview of inserts

Contacts for crimp contact carriers of series B 16: p. 26 / D 40: p. 45 / DD 72: p. 59 / MO: p. 71, 73, 75, 77, 79, 81 and 83

Description	Part No.	Accessories for hoods (screw-mountable/with bajonet lock)		EAN-No. 4015609...
Flange sets for screw-mountable hoods with 2 flanges, 4 screws, 4 fan-typ lock washers. 717 000 FS Female or male insert is mounted directly on the flanges - saves the panel housing!			1 25	419678
for hoods with bajonet lock with 2 flanges, 4 screws, 4 fan-typ lock washers. 727 000 FS Female or male insert is mounted directly on the flanges - saves the panel housing!			1 25	470198

Description	Part No.	M	Hoods (screw-mountable / with bajonet lock) for series B 16, BB 32, BHT 16, BA 6, D 40, DD 72, MOB 16		EAN-No. 4015609...																																																						
Screw-mountable hoods				10 344 344 344	383030 383047 383054																																																						
Height 100 mm, top cable entry grey ¹⁾ 717 216 OV 1 x M 25 silver ²⁾ 717 216 OVEM 1 x M 25 black ³⁾ 717 216 OVSP 1 x M 25	<i>Thread M 40 on request</i>	Height 100 mm, top cable entry grey ¹⁾ 717 316 OV 1 x M 32 silver ²⁾ 717 316 OVEM 1 x M 32 black ³⁾ 717 316 OVSP 1 x M 32				<i>Thread M 40 on request</i>		10 336 336 336	383061 383078 309412	Hoods with bajonet lock			<p>Panel cut out: Flange mounting: 1 x flange set has to be ordered separately. 717 000 FS (screw-mountable hoods) or 727 000 FS (hoods with bajonet lock)</p>	10 359 359 359	469444 469451 469468	Height 100 mm, top cable entry grey ¹⁾ 727 216 OV 1 x M 25 silver ²⁾ 727 216 OVEM 1 x M 25 black ³⁾ 727 216 OVSP 1 x M 25	<i>Thread M 40 on request</i>	Height 100 mm, top cable entry grey ¹⁾ 727 316 OV 1 x M 32 silver ²⁾ 727 316 OVEM 1 x M 32 black ³⁾ 727 316 OVSP 1 x M 32	<i>Thread M 40 on request</i>		10 351 351 351	469475 469499 469505	Screw-mountable hoods				10 344 344 344	345601 383191 309429	Height 100 mm, side cable entry grey ¹⁾ 717 616 OV 1 x M 25 silver ²⁾ 717 616 OVEM 1 x M 25 black ³⁾ 717 616 OVSP 1 x M 25	<i>Thread M 40 on request</i>	Height 100 mm, side cable entry grey ¹⁾ 717 716 OV 1 x M 32 silver ²⁾ 717 716 OVEM 1 x M 32 black ³⁾ 717 716 OVSP 1 x M 32	<i>Thread M 40 on request</i>		10 336 336 336	383207 383214 383221	Hoods with bajonet lock			<p>Panel cut out: Flange mounting: 1 x flange set has to be ordered separately. 717 000 FS (screw-mountable hoods) or 727 000 FS (hoods with bajonet lock)</p>	10 359 359 359	469529 469536 469550	Height 100 mm, side cable entry grey ¹⁾ 727 616 OV 1 x M 25 silver ²⁾ 727 616 OVEM 1 x M 25 black ³⁾ 727 616 OVSP 1 x M 25	<i>Thread M 40 on request</i>	Height 100 mm, side cable entry grey ¹⁾ 727 716 OV 1 x M 32 silver ²⁾ 727 716 OVEM 1 x M 32 black ³⁾ 727 716 OVSP 1 x M 32	<i>Thread M 40 on request</i>		10 351 351 351	469581 469598 469604	Protective caps				10 33 49 33 64	424825 424887 469826 469864	for screw-mountable hoods for mounting side and hood, for snapping on, with retaining cord, IP 50	717 700	for mounting side, with screw lock, with retaining cord, IP 65	717 704	for hoods with bajonet lock for mounting side and hood, for snapping on, with retaining cord, IP 50
Height 100 mm, top cable entry grey ¹⁾ 717 316 OV 1 x M 32 silver ²⁾ 717 316 OVEM 1 x M 32 black ³⁾ 717 316 OVSP 1 x M 32	<i>Thread M 40 on request</i>		10 336 336 336	383061 383078 309412																																																							
Hoods with bajonet lock			<p>Panel cut out: Flange mounting: 1 x flange set has to be ordered separately. 717 000 FS (screw-mountable hoods) or 727 000 FS (hoods with bajonet lock)</p>	10 359 359 359	469444 469451 469468																																																						
Height 100 mm, top cable entry grey ¹⁾ 727 216 OV 1 x M 25 silver ²⁾ 727 216 OVEM 1 x M 25 black ³⁾ 727 216 OVSP 1 x M 25	<i>Thread M 40 on request</i>	Height 100 mm, top cable entry grey ¹⁾ 727 316 OV 1 x M 32 silver ²⁾ 727 316 OVEM 1 x M 32 black ³⁾ 727 316 OVSP 1 x M 32				<i>Thread M 40 on request</i>		10 351 351 351	469475 469499 469505	Screw-mountable hoods				10 344 344 344	345601 383191 309429	Height 100 mm, side cable entry grey ¹⁾ 717 616 OV 1 x M 25 silver ²⁾ 717 616 OVEM 1 x M 25 black ³⁾ 717 616 OVSP 1 x M 25	<i>Thread M 40 on request</i>	Height 100 mm, side cable entry grey ¹⁾ 717 716 OV 1 x M 32 silver ²⁾ 717 716 OVEM 1 x M 32 black ³⁾ 717 716 OVSP 1 x M 32	<i>Thread M 40 on request</i>		10 336 336 336	383207 383214 383221	Hoods with bajonet lock			<p>Panel cut out: Flange mounting: 1 x flange set has to be ordered separately. 717 000 FS (screw-mountable hoods) or 727 000 FS (hoods with bajonet lock)</p>	10 359 359 359	469529 469536 469550	Height 100 mm, side cable entry grey ¹⁾ 727 616 OV 1 x M 25 silver ²⁾ 727 616 OVEM 1 x M 25 black ³⁾ 727 616 OVSP 1 x M 25	<i>Thread M 40 on request</i>	Height 100 mm, side cable entry grey ¹⁾ 727 716 OV 1 x M 32 silver ²⁾ 727 716 OVEM 1 x M 32 black ³⁾ 727 716 OVSP 1 x M 32	<i>Thread M 40 on request</i>		10 351 351 351	469581 469598 469604	Protective caps				10 33 49 33 64	424825 424887 469826 469864	for screw-mountable hoods for mounting side and hood, for snapping on, with retaining cord, IP 50	717 700	for mounting side, with screw lock, with retaining cord, IP 65	717 704	for hoods with bajonet lock for mounting side and hood, for snapping on, with retaining cord, IP 50	727 622	for mounting side, with bajonet lock, with retaining cord, IP 65	727 626										
Height 100 mm, top cable entry grey ¹⁾ 727 316 OV 1 x M 32 silver ²⁾ 727 316 OVEM 1 x M 32 black ³⁾ 727 316 OVSP 1 x M 32	<i>Thread M 40 on request</i>		10 351 351 351	469475 469499 469505																																																							
Screw-mountable hoods				10 344 344 344	345601 383191 309429																																																						
Height 100 mm, side cable entry grey ¹⁾ 717 616 OV 1 x M 25 silver ²⁾ 717 616 OVEM 1 x M 25 black ³⁾ 717 616 OVSP 1 x M 25	<i>Thread M 40 on request</i>	Height 100 mm, side cable entry grey ¹⁾ 717 716 OV 1 x M 32 silver ²⁾ 717 716 OVEM 1 x M 32 black ³⁾ 717 716 OVSP 1 x M 32				<i>Thread M 40 on request</i>		10 336 336 336	383207 383214 383221	Hoods with bajonet lock			<p>Panel cut out: Flange mounting: 1 x flange set has to be ordered separately. 717 000 FS (screw-mountable hoods) or 727 000 FS (hoods with bajonet lock)</p>	10 359 359 359	469529 469536 469550	Height 100 mm, side cable entry grey ¹⁾ 727 616 OV 1 x M 25 silver ²⁾ 727 616 OVEM 1 x M 25 black ³⁾ 727 616 OVSP 1 x M 25	<i>Thread M 40 on request</i>	Height 100 mm, side cable entry grey ¹⁾ 727 716 OV 1 x M 32 silver ²⁾ 727 716 OVEM 1 x M 32 black ³⁾ 727 716 OVSP 1 x M 32	<i>Thread M 40 on request</i>		10 351 351 351	469581 469598 469604	Protective caps				10 33 49 33 64	424825 424887 469826 469864	for screw-mountable hoods for mounting side and hood, for snapping on, with retaining cord, IP 50	717 700	for mounting side, with screw lock, with retaining cord, IP 65	717 704	for hoods with bajonet lock for mounting side and hood, for snapping on, with retaining cord, IP 50	727 622	for mounting side, with bajonet lock, with retaining cord, IP 65	727 626																							
Height 100 mm, side cable entry grey ¹⁾ 717 716 OV 1 x M 32 silver ²⁾ 717 716 OVEM 1 x M 32 black ³⁾ 717 716 OVSP 1 x M 32	<i>Thread M 40 on request</i>		10 336 336 336	383207 383214 383221																																																							
Hoods with bajonet lock			<p>Panel cut out: Flange mounting: 1 x flange set has to be ordered separately. 717 000 FS (screw-mountable hoods) or 727 000 FS (hoods with bajonet lock)</p>	10 359 359 359	469529 469536 469550																																																						
Height 100 mm, side cable entry grey ¹⁾ 727 616 OV 1 x M 25 silver ²⁾ 727 616 OVEM 1 x M 25 black ³⁾ 727 616 OVSP 1 x M 25	<i>Thread M 40 on request</i>	Height 100 mm, side cable entry grey ¹⁾ 727 716 OV 1 x M 32 silver ²⁾ 727 716 OVEM 1 x M 32 black ³⁾ 727 716 OVSP 1 x M 32				<i>Thread M 40 on request</i>		10 351 351 351	469581 469598 469604	Protective caps				10 33 49 33 64	424825 424887 469826 469864	for screw-mountable hoods for mounting side and hood, for snapping on, with retaining cord, IP 50	717 700	for mounting side, with screw lock, with retaining cord, IP 65	717 704	for hoods with bajonet lock for mounting side and hood, for snapping on, with retaining cord, IP 50	727 622	for mounting side, with bajonet lock, with retaining cord, IP 65	727 626																																				
Height 100 mm, side cable entry grey ¹⁾ 727 716 OV 1 x M 32 silver ²⁾ 727 716 OVEM 1 x M 32 black ³⁾ 727 716 OVSP 1 x M 32	<i>Thread M 40 on request</i>		10 351 351 351	469581 469598 469604																																																							
Protective caps				10 33 49 33 64	424825 424887 469826 469864																																																						
for screw-mountable hoods for mounting side and hood, for snapping on, with retaining cord, IP 50	717 700																																																										
for mounting side, with screw lock, with retaining cord, IP 65	717 704																																																										
for hoods with bajonet lock for mounting side and hood, for snapping on, with retaining cord, IP 50	727 622																																																										
for mounting side, with bajonet lock, with retaining cord, IP 65	727 626																																																										





















¹⁾ grey = standard

²⁾ silver = EMC (electromagnetic compatibility)

³⁾ black = harsh environmental requirements





Short overview of matching inserts for screw-mountable hoods of series B 24, BB 46, BHT 24, D 64, DD 108 and MOB 24

The housings on the following pages can be equipped with the inserts listed below:

	Screw terminal inserts		Crimp contact carriers		Insulation displacement inserts		Wiring adapters for panel housings	
B 24 ➤ page 28 - 29	Female insert, screw terminal, with wire protection part no. 710 124  without wire protection Art.-Nr. 710 772	Male insert, screw terminal, with wire protection part no. 710 224  without wire protection part no. 710 776	Crimp contact carrier for female contacts part no. 710 324 	Crimp contact carrier for male contacts part no. 710 424 	Female insert, insulation displacement, part no. 710 124 01 	Male insert, insulation displacement, part no. 710 224 01 	Wiring adapter, female insert, earth pin right: part no. 710 660 	Wiring adapter, male insert, earth pin right: part no. 710 668 
BHT 24 ➤ p. 156	Female insert, screw terminal, with wire protection, part no. 710 124 HT 	Male insert, screw terminal, with wire protection, part no. 710 224 HT 						
BB 46 ➤ p. 29			Crimp contact carrier for female contacts part no. 710 346 	Crimp contact carrier for male contacts part no. 710 446 				
D 64 ➤ page 47 - 48			Crimp contact carrier for female contacts part no. 720 364 	Crimp contact carrier for male contacts part no. 720 464 			Wiring adapter, female insert, earth pin left: part no. 720 635 	Wiring adapter, male insert, earth pin left: part no. 720 634 
DD 108 ➤ page 60 - 61			Crimp contact carrier for female contacts part no. 750 108 	Crimp contact carrier for male contacts part no. 750 208 				
MOB 24 ➤ p. 69	Female frame MO B24 for 7 contact carriers for male and female contacts (coding A-G) part no. 770 024 for male and female contacts (2 x PE) part no. 770 424 		Male frame MO B24 for 7 contact carriers for male and female contacts (coding A-G) part no. 770 124 for male and female contacts (2 x PE) part no. 770 324 					

➤ The page reference at the left of the table guides you to the detailed overview of inserts

Contacts for crimp contact carriers of series B 24: p. 28 / D 64: p. 48 / DD 108: p. 61 / MO: p. 71, 73, 75, 77, 79, 81 and 83

Description	Part No.	Accessories for hoods (screw-mountable/with bajonet lock)	 	EAN-No. 4015609...
Flange sets for screw-mountable hoods with 2 flanges, 4 screws, 4 fan-typ lock washers. 717 000 FS Female or male insert is mounted directly on the flanges - saves the panel housing!			1 25	419678
for hoods with bajonet lock with 2 flanges, 4 screws, 4 fan-typ lock washers. 727 000 FS Female or male insert is mounted directly on the flanges - saves the panel housing!			1 25	470198

Description	Part No.	M	Hoods (screw-mountable / with bajonet lock) for series B 24, BB 46, BHT 24, D 64, DD 108, MOB 24		EAN-No. 4015609...
Screw-mountable hoods				10 433 433 433	383085 383108 383115
Height 100 mm, top cable entry grey ¹⁾ 717 324 OV 1 x M 32 silver ²⁾ 717 324 OVEM 1 x M 32 black ³⁾ 717 324 OVSP 1 x M 32					
Height 100 mm, top cable entry grey ¹⁾ 717 424 OV 1 x M 40 silver ²⁾ 717 424 OVEM 1 x M 40 black ³⁾ 717 424 OVSP 1 x M 40				10 428 428 428	383122 383139 383146
Hoods with bajonet lock					
Height 100 mm, top cable entry grey ¹⁾ 727 324 OV 1 x M 32 silver ²⁾ 727 324 OVEM 1 x M 32 black ³⁾ 727 324 OVSP 1 x M 32					
Height 100 mm, top cable entry grey ¹⁾ 727 424 OV 1 x M 40 silver ²⁾ 727 424 OVEM 1 x M 40 black ³⁾ 727 424 OVSP 1 x M 40				10 443 443 443	469659 469666 469673
Screw-mountable hoods					
Height 100 mm, side cable entry grey ¹⁾ 717 724 OV 1 x M 32 silver ²⁾ 717 724 OVEM 1 x M 32 black ³⁾ 717 724 OVSP 1 x M 32					
Height 100 mm, side cable entry grey ¹⁾ 717 824 OV 1 x M 40 silver ²⁾ 717 824 OVEM 1 x M 40 black ³⁾ 717 824 OVSP 1 x M 40				10 428 428 428	383252 383269 383276
Hoods with bajonet lock					
Height 100 mm, side cable entry grey ¹⁾ 727 724 OV 1 x M 32 silver ²⁾ 727 724 OVEM 1 x M 32 black ³⁾ 727 724 OVSP 1 x M 32					
Height 100 mm, side cable entry grey ¹⁾ 727 824 OV 1 x M 40 silver ²⁾ 727 824 OVEM 1 x M 40 black ³⁾ 727 824 OVSP 1 x M 40				10 443 443 443	469741 469765 469772
Protective caps					
for screw-mountable hoods for mounting side and hood, for snapping on, with retaining cord, IP 50		717 701			
for mounting side, with screw lock, with retaining cord, IP 65		717 705			
for hoods with bajonet lock for mounting side and hood, for snapping on, with retaining cord, IP 50		727 623			
for mounting side, with bajonet lock, with retaining cord, IP 65		727 627			

¹⁾ grey = standard

²⁾ silver = EMC (electromagnetic compatibility)

³⁾ black = harsh environmental requirements

Screw-mountable hoods -

this alternative saves the panel housing.

NEW

Up to now you have the following two possibilities if you want to create a professional heavy duty connection:

1. A **panel housing + insert** which forms one single unit with the **hood + insert**.
Protection degree: IP 65.

2. A **panel housing** without insert, so that prefabricated cables can be led through. This forms a single unit together with the **wire-through housing** (two half-shells, that surround the cable and act as a seal).
Protection degree IP 54.



NEW: Two **unexpensive panel flanges** for the accomodation of the **insert** form a unit together with the **screw-mountable hood + insert**.

Protection degree IP 68.
Matching with inserts of series B 6-/10-/16-/24-pole as well as with series BB, BHT, BA, D, DD, MOB.



Screw-mountable hoods

- Inside seal as protection against moisture. **Raised protection degree IP 68.**
- captive hexagon slot head screws M 6 (key width 10 mm, slot width 1,4 mm)

Cable entries

Top or side cable entry. The housings have the following threads:

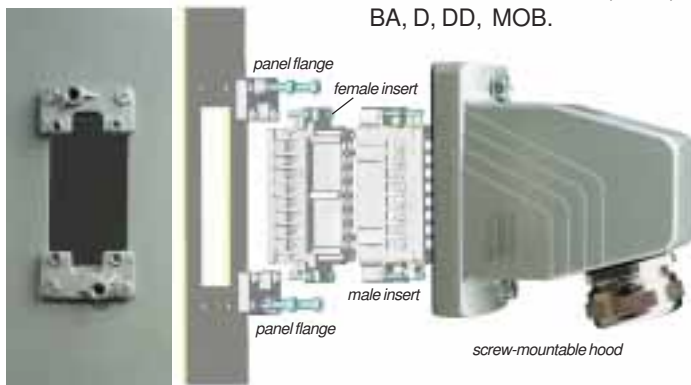
- series B 6: M 20 or M 25
- series B 10: M 20 or M 25
- series B 16: M 25 or M 32
- series B 24: M 32 or M 40

Three housing versions:

1. Standard version
2. for harsh environmental requirements
3. for EMC (electromagnetic compatibility)

On request you can get any drill hole with M 20 up to M 40 in any series.

In series B 6 top cable entry max. M 25.



Mounted panel flange

Switch cabinet cut-out

Panel flange set

Consisting of two flanges, 4 self-cutting screws (M 4) and 4 fan-type lock washers.

On standard switch cabinet cut-outs the two flanges are fixed with metric screws M 4 or M 5 and matching nuts.



Second new version with bajonet lock:

