




CEEtyp Screwless Wall Socket



1 Remove 90 mm of the outer cable sheath and feed it through the grommet into the enclosure. Then strip 8-10 mm of insulation from the wires.



2 While pressing the release lever, bend one wire and insert into its terminal. Repeat this process until all wires have been placed in their designated terminal.



3 Simply press the release lever to remove wire from its terminal.



Solid conductors, cross section 1,5 to 4 mm². Strip wire and you're done.



Flexible conductor, cross section 1,5 to 2,5 mm² with wire end ferrule, crimped in a gastight manner.



Flexible conductor, cross section 1,5 to 4 mm², ultrasonically welded.



Walther-Werke · Ferdinand Walther GmbH
 P.O. Box 11 80 · 67298 Eisenberg/Pfalz
 Phone + (49) 63 51 / 475-0
 Fax + (49) 63 51 / 475-227
 Internet: www.walther-werke.de
 E-mail: mail@walther-werke.de

