



# MINIPOL System

## HOT MOULDED CABINETS

### Two door types

- **Plain:** allows the mounting of devices in the door.
- **Glazed:** Combined with mounting plate, chassis and/or internal door permits you to see meters, devices, lamps, etc. maintaining the levels of IP and security.

### Grey color RAL 7035


Also available in Beige, Dark grey or Green

### Easy to machine

Vertical patterns in the interior of the doors, which enables the correct fitting of devices.


### Easy fitting

Quick fixture guides in the back permits fitting without drilling.



### Customization

Custom-made manufacturing.




### Locking systems

Different basic closing and locking systems. Customization on request. [See p10](#)

Double bit lock



3-point locking mechanism





**Monobloc : all in 1**

Product composed of a single block



**Autoextinguible**

to 960° C



**Degrees of protection**

Suited to corrosive environments and climatic agents

- **IP66** according to IEC 60529
- **IK10** according to IEC 62262 (standard)
- **IK08** according to IEC 62262 (glazed window)



**UL certification**

This range is UL approved. To order your products according to this approval, please contact us.

**Security**

The chassis and internal door maintain an **IP20** when the external door is open.




**Mounting**

Pole fixing



Wall mounting



**Internal ZAMAK hinge**

180° door opening warranted.  
ZAMAK standard.  
INOX AISI 316 available upon request.



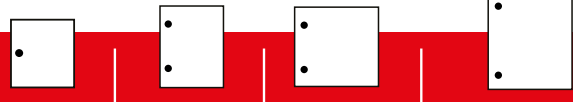
**Technical data**

Fibreglass reinforced polyester Enclosure (GRP)	RAL7035 colour	IEC 62208
Mechanical (Impact) Resistance	IK10	IEC-62262
Protection against dust-water	IP-66	IEC-60529
Double Insulation	Classe II	EN 60439-1
Corrosion resistance	Yes	IEC 60068-2-30
Thermal Class	A	UNE-21305
Self extinguishing material	960°	IEC 60695-2
Temperature Range	-30° +105°	IEC 60670
Rated Voltage	1.000V	IEC 60439-5



# Range of products












300x250x140    400x300x200    400x400x200    500x400x200



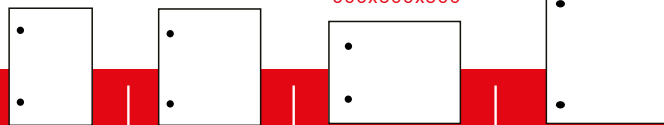
Dimensions (mm)  
Height x Width x Depth

CABINETS

ACCESSORIES

		300x250x140	400x300x200	400x400x200	500x400x200
	Plain door Supplied with 2 double bit lock 3.0 mm IP66	MN 321 06PF320001	MN 432 06PF430001	MN 442 06PF440001	MN 542 06PF540001
	Plain door Three point closing device with swing handle 1 double bit lock 3.0 mm IP66	-	MN 432/3P 06PF430002	MN 442/3P 06PF440002	MN 542/3P 06PF540002
	Glazed door Supplied with 2 double bit lock 3.0 mm IP66	MN 321-V 06PF320002	MN 432-V 06PF430003	MN 442-V 06PF440003	MN 542-V 06PF540003
	Glazed door Three point closing device with swing handle 1 double bit lock 3.0 mm IP66	-	MN 432/3P-V 06PF430004	MN 442/3P-V 06PF440004	MN 542/3P-V 06PF540004
	Polyester mounting plate 4 mm thickness	MN P32 06PFPP0001	MN P43 06PFPP0002	MN P44 06PFPP0003	MN P54 06PFPP0004
	Metal mounting plate Galvanized steel 2 mm thickness	MN PM32 06PFPM0001	MN PM43 06PFPM0002	MN PM44 06PFPM0003	MN PM54 06PFPM0004
	Perforated mounting plate (TELEQUICK) Zinc plated steel Allows quick fixing of devices by using M4, M5 and M6 screw nuts	MN PBR32 06PFPP0001	MN PBR43 06PFPP0002	MN PBR44 06PFPP0003	MN PBR54 06PFPP0004
	Internal door Made of polyester Installation kit included	-	MN PI43 06PFPI0001	MN PI44 06PFPI0002	MN PI54 06PFPI0003
	Chassis for the fitting of modular devices Composed of a chassis, die cast plates and DIN profiles for fixing the devices	N° of modules N° of banks	MN CH43 06PFCH0001 24 2x12	MN CH44 06PFCH0002 36 2x18	MN CH54 06PFCH0003 54 3x18
	Die cast plates Knockouts for DIN Switchgear Plates in self-extinguishing insulating material	152 mm height 178 mm height 202 mm height	- - MN CC-300/178 06PFCT0004 -	MN CC-400/152 06PFCT0001 MN CC-400/178 06PFCT0005 MN CC-400/202 06PFCT0007	MN CC-400/152 06PFCT0001 MN CC-400/178 06PFCT0005 MN CC-400/202 06PFCT0007
	Mounting plate for modular chassis For the fixing of non-modular switchgear Galvanized steel	152 mm height 178 mm height 202 mm height	- - MN PB-300/178 06PFPC0004 -	MN PB-400/152 06PFPC0001 MN PB-400/178 06PFPC0005 MN PB-400/202 06PFPC0007	MN PB-400/152 06PFPC0001 MN PB-400/178 06PFPC0005 MN PB-400/202 06PFPC0007
	Pole mounting for external, provisional installations as construction, fairs, street lighting, etc. Steel band not supplied	MN FP-250 06PFFP0006	MN FP-300 06PFFP0007	MN FP-400 06PFFP0008	MN FP-400 06PFFP0008

600x400x230    600x500x230    **NEW** 600x800x300    800x600x300



MN 642 <b>06PF640001</b>	MN 652 <b>06PF650001</b>	-	MN 863 <b>06PF860001</b>
MN 642/3P <b>06PF640002</b>	MN 652/3P <b>06PF650002</b>	MN 683/3P <b>06PF680002</b>	MN 863/3P <b>06PF860002</b>
MN 642-V <b>06PF640003</b>	MN 652-V <b>06PF650003</b>	-	MN 863-V <b>06PF860003</b>
MN 642/3P-V <b>06PF640004</b>	MN 652/3P-V <b>06PF650004</b>	MN 683/3P-V <b>06PF680004</b>	MN 863/3P-V <b>06PF860004</b>
MN P64 <b>06PFPP0005</b>	MN P65 <b>06PFPP0006</b>	MN P86-68 <b>06PFPP0007</b>	MN P86-68 <b>06PFPP0007</b>
MN PM64 <b>06PFPM0005</b>	MN PM65 <b>06PFPM0006</b>	MN PM86-68 <b>06PFPM0007</b>	MN PM86-68 <b>06PFPM0007</b>
MN PBR64 <b>06PFPF0005</b>	MN PBR65 <b>06PFPF0006</b>	MN PBR86 <b>06PFPF0008</b>	MN PBR86 <b>06PFPF0007</b>
MN PI64 <b>06PFPI0004</b>	MN PI65 <b>06PFPI0005</b>	-	MN PI86 <b>06PFPI0006</b>
MN CH64 <b>06PFCH0004</b> 54 3x18	MN CH65 <b>06PFCH0005</b> 69 3x23	MN CH86/4 <b>06PFCH0006</b> 116 4x29	MN CH86/5 <b>06PFCH0007</b> 145 5x29
MN CC-400/152 <b>06PFCT0001</b> MN CC-400/178 <b>06PFCT0005</b> MN CC-400/202 <b>06PFCT0007</b>	MN CC-500/152 <b>06PFCT0002</b> - MN CC-500/202 <b>06PFCT0008</b>	-	MN CC-600/152 <b>06PFCT0003</b> MN CC-600/178 <b>06PFCT0006</b> MN CC-600/202 <b>06PFCT0009</b>
MN PB-400/152 <b>06PFPC0001</b> MN PB-400/178 <b>06PFPC0005</b> MN PB-400/202 <b>06PFPC0007</b>	MN PB-500/152 <b>06PFPC0002</b> - MN PB-500/202 <b>06PFPC0008</b>	-	MN PB-600/152 <b>06PFPC0003</b> MN PB-600/178 <b>06PFPC0006</b> MN PB-600/202 <b>06PFPC0009</b>
MN FP-400 <b>06PFPP0008</b>	MN FP-500 <b>06PFPP0009</b>	MN FP-800 <b>06PFPP0011</b>	MN FP-600 <b>06PFPP0010</b>

### Locking systems



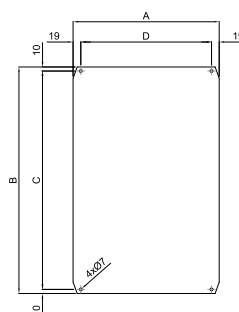
All our standard cabinets are supplied with 2 double bit locks 3.0 mm. Order your cabinets with customized locking systems by simply changing the number before the last number of the product reference:

**Example :**  
06PF430031 = cabinet 400mm height x 300mm width x 200mm Depth, manual with key lock  
See all possible configurations on the next page

### Plates (mm)

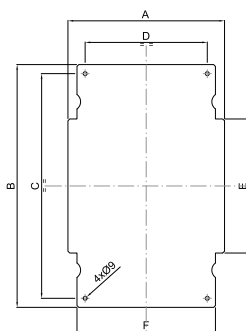
#### POLYESTER

Ref.	Type	A	B	C	D
06PFPP0001	MN P32	213	268	248	175
06PFPP0002	MN P43	260	358	338	222
06PFPP0003	MN P44	360	358	338	322
06PFPP0004	MN P54	360	458	360	322
06PFPP0005	MN P64	360	558	538	322
06PFPP0006	MN P65	460	558	538	422
06PFPP0007	MN P68/86	556	754	734	518



#### METAL

Ref.	Type	A	B	C	D	E	F
06PFPM0001	MN PM32	213	268	248	175	148	193
06PFPM0002	MN PM43	254	358	338	222	238	234
06PFPM0003	MN PM44	354	358	338	322	238	334
06PFPM0004	MN PM54	354	458	438	322	338	334
06PFPM0005	MN PM64	354	558	538	322	438	334
06PFPM0006	MN PM65	454	558	538	422	438	434
06PFPM0007	MN PM68 MN PM86	550	754	734	518	634	530



#### PERFORATED

Ref.	Type	A	B	C	D	E	F	G	H
06PFPP0001	MN PBR32	202	268	248	175	-	195	200	-
06PFPP0002	MN PBR43	250	358	338	222	354	243	240	160
06PFPP0003	MN PBR44	350	358	338	322	354	343	240	260
06PFPP0004	MN PBR54	350	458	438	322	454	343	340	260
06PFPP0005	MN PBR64	350	558	538	322	554	343	440	260
06PFPP0006	MN PBR65	450	558	538	422	554	443	440	360
06PFPP0007	MN PBR86	545	754	734	518	750	538	636	455
06PFPP0008	MN PBR68	754	545	518	734	538	750	455	636

