

- ▶ Coupling relays
- ▶ 2 change over contacts
- ▶ Width 35 mm
- ▶ Installation design



Technical data

1. Functions

Coupling relays

2. Indicators

Yellow LED R ON/OFF: indication of relay output

3. Mechanische Ausführung

Self-extinguishing plastic housing, IP rating IP40
 Mounted on DIN-rail TS 35 according to EN 60715
 Mounting position: any
 Shockproof terminal connection according to VBG 4 (PZ1 required), IP rating IP20
 Tightening torque: max. 1Nm
 Terminal capacity:
 1 x 0.5 to 2.5mm² with/without multicore cable end
 1 x 4mm² without multicore cable end
 2 x 0.5 to 1.5mm² with/without multicore cable end
 2 x 2.5mm² flexible without multicore cable end

4. Input circuit

Supply voltage: 12 to 240V AC/DC
 Terminals: A1(+)-A2
 Tolerance: -10% to +10%
 Rated consumption: 6VA (2W)
 Rated frequency: AC 48 to 63Hz
 Duty cycle: 100%
 Reset time: 100ms
 Residual ripple for DC: 10%
 Drop-out voltage: >30% of minimum rated supply voltage
 Overvoltage category: III (in accordance with IEC 60664-1)
 Rated surge voltage: 4kV

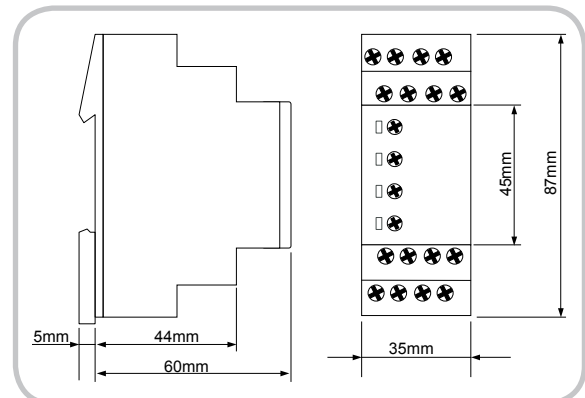
5. Output circuit

2 potential free change over contacts
 Rated voltage: 250V AC
 Switching capacity: 2000VA (8A / 250V)
 Fusing: 8A fast acting
 Mechanical life: 20 x 10⁶ operations
 Electrical life: 2 x 10⁵ operations at 1000VA resistive load max. 6/min at 1000VA resistive load (in accordance with IEC 60947-5-1)
 Switching frequency: III (in accordance with IEC 60664-1)
 Overvoltage category: 4kV
 Rated surge voltage: 4kV

6. Ambient conditions

Ambient temperature: -25 to +55°C
 Storage temperature: -25 to +70°C
 Transport temperature: -25 to +70°C
 Relative humidity: 15% to 85% (in accordance with IEC 60721-3-3 class 3K3)
 Pollution degree: 2, if built in 3 (in accordance with IEC 60664-1)

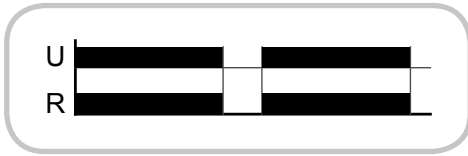
7. Dimensions



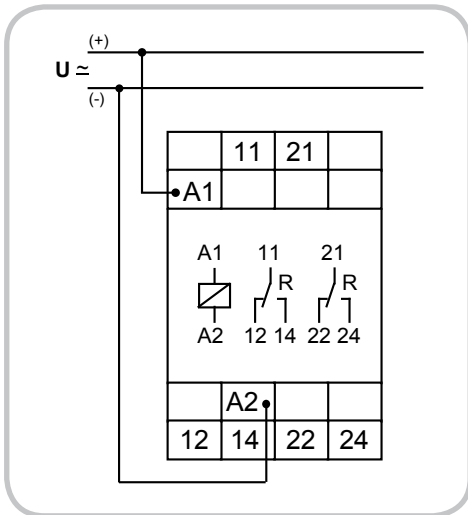
8. Weight

Single packing: 100g

► **Functions**



► **Connections**



► **Ordering information**

Type	Functions	Supply voltage	Part No. (PQ 1)	Part No. (PQ 10)
E3K 12-240V AC/DC	Coupling relays	12-240V AC/DC	111700	-